


Annual Report: **2023** School Number: **072340** School Name: **Midwest Technical Institute** Type: **Branch** Annual Report Status: **Submitted**
Address1: **3620 Avenue of the Cities** City: **Moline** State: **IL** Zip: **61265**

GRADUATION AND EMPLOYMENT CHART




You must SAVE the G&E form to calculate totals

<input type="button" value="Cancel"/>		<input checked="" type="checkbox"/> Complete		<input type="button" value="Save"/>	
Approved Program Title:		Cosmetology			
Program Code:		810			
Credential:		Diploma			
Report Date:		7/2023	Program Length in Months: 	<input type="text" value="13"/>	
Beginning Date:		9/2020	End Date:	8/2021	

Is this chart for a satellite location? ☐ Yes ☒ No [?](#)

Is this chart for a program offered 100% via Distance Education? ☐ Yes ☒ No [?](#)

REPORTING PERIOD

Class Start Date (eg 01/21):	09/20	10/20	11/20	01/21	02/21	03/21	04/21	06/21	07/21	08/21			Total	%
Number Started:	1	6	6	2	1	3	3	1	1	3			27	
Transfers to Another Program/Cohort:	0	0	0	0	0	1	0	0	0	0			1	4%
Transfers from Another Program/Cohort:	0	0	0	0	0	0	0	0	0	0			0	0%
Total Starts (+/- Transfers):	1	6	6	2	1	2	3	1	1	3	0	0	26	
Unavailable for Graduation: 	0	0	0	0	0	0	0	0	0	0			0	0%
Students Available For Graduation:	1	6	6	2	1	2	3	1	1	3	0	0	26	100%
Withdrawn/Terminated Students:	1	5	5	1	0	1	3	0	0	0			16	62%
Graduates within 150% Program Length:	0	1	1	1	1	1	0	1	1	3	0	0	10	38%
GRADUATION RATE	0%	17%	17%	50%	100%	50%	0%	100%	100%	100%	0%	0%		38%
Graduates - Further Education: 	0	0	0	0	0	0	0	0	0	0			0	0%
Graduates - Unavailable for Employment: 	0	0	0	0	0	0	0	0	0	0			0	0%
Graduates - Available for Employment:	0	1	1	1	1	1	0	1	1	3	0	0	10	100%
Graduates - Employed in Field:	0	1	1	1	0	1	0	1	0	3			8	80%
EMPLOYMENT RATE	0%	100%	100%	100%	0%	100%	0%	100%	0%	100%	0%	0%		80%
Graduates - Unrelated Occupation:	0	0	0	0	0	0	0	0	0	0			0	0%
Graduates - Unemployed:	0	0	0	0	0	0	0	0	0	0			0	0%
Graduates - Unknown:	0	0	0	0	1	0	0	0	1	0			2	20%
Non-Graduated Students Who Obtained Training Related Employment	0	0	0	0	0	0	0	0	0	0			0	0%
Employment Rate with Non-Graduated Employed Students	0%	100%	100%	100%	0%	100%	0%	100%	0%	100%	0%	0%		80%

LICENSURE / CERTIFICATION EXAMINATION PASS RATES CHART

Licensure / Certification Name:		IDFPR Division of Profession Regulation													
1. Class Start Date:	09/20	10/20	11/20	01/21	02/21	03/21	04/21	06/21	07/21	08/21					
2. Number of Graduates:	0	1	1	1	1	1	0	1	1	3			10		
3. # of Graduates Taking Exam:	0	1	1	1	1	1	0	1	1	3			10		
4. # of Graduates Passing Exam:	0	1	1	1	1	0	0	1	0	3			8		
5. Percentage of Grads Passing Exam:	0	100	100	100	100	0	0	100	0	100	0	0	80	Avg.	
Licensure / Certification Examination Agency Rate:	0	0	0	0	0	0	0	0	0	0			0	0	
<input type="button" value="Cancel"/>		<input type="button" value="Save"/>													